



# Christmas Ornaments from Scrap

by Judy Baker & Stan Price  
Covenant Art Glass, Everett, WA


### Snow Sled Instructions

Use larger tube hinge for main frame, smaller tube for runners. After forming main frame, insert smaller tube into ends and bend around to shape sled runners. Wrap glass parts with foil and tin, then tack to top of frame. Tie a colorful ribbon between the loops for hanging.

main frame

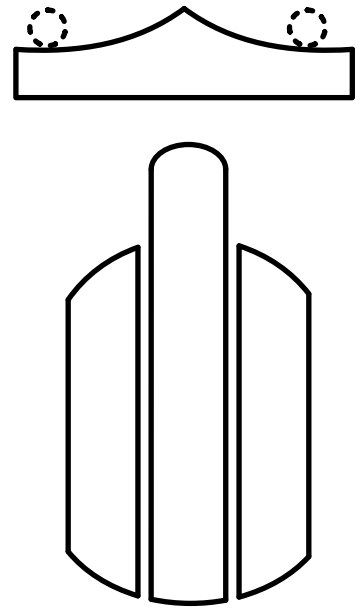
insert small tube here

Sled Frame

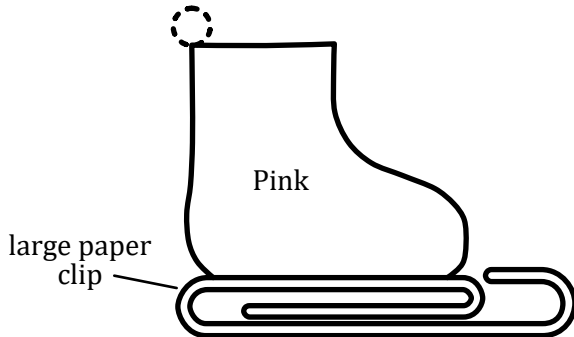


### SNOW SLED

Glass Pieces (opal amber)

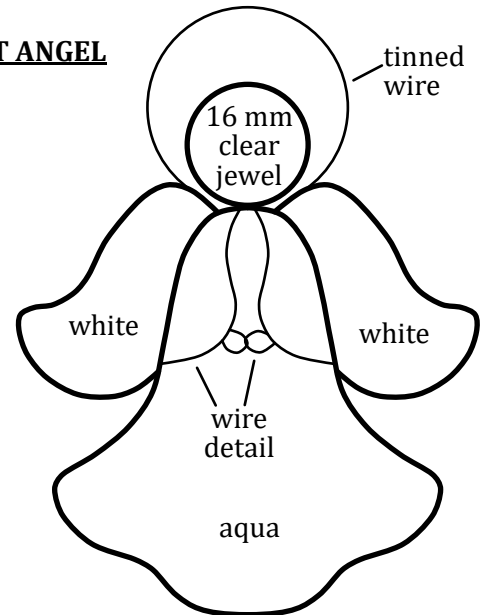


### PAPER CLIP ICE SKATES

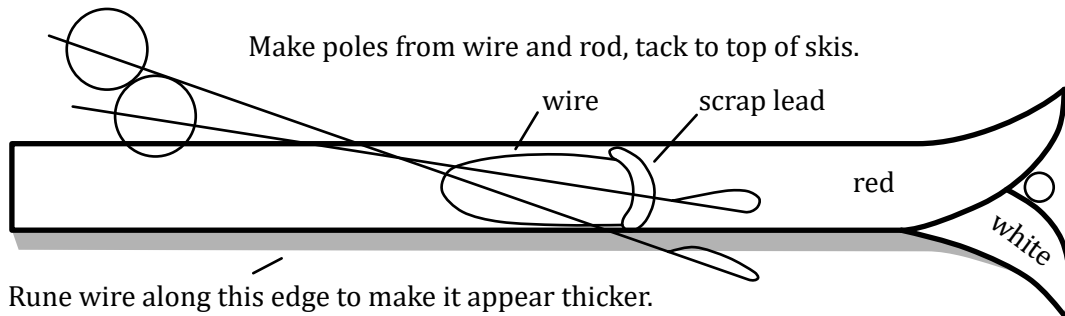


Make two skates, connected with ribbon for hanging.

### LITTLEST ANGEL



### STAN'S SKIS



Rune wire along this edge to make it appear thicker.